



Connecticut Society of Eye Physicians NY State Ophthalmological Society

Virtual Scientific CME Regional Meeting
June 10 & 12, 2021

- World Class Faculty
- Dynamic & Relevant Lecture Topics
- Innovation
- Artificial Intelligence



EDWARD LIM, M.D.
MODERATOR



VINCENT DELUISE, M.D.
MODERATOR

Over 500 Ophthalmologists attending

REGISTRATION



The Connecticut Society of Eye Physicians designates this educational activity for a maximum of 7.0 AMA PRA Category I Credit(s)™

THURSDAY, JUNE 10, 2021

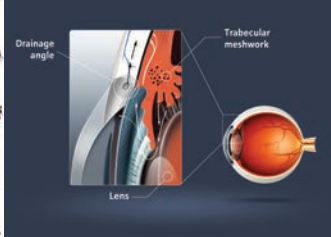
VIRTUAL SESSION SCHEDULE

5:30 pm Welcome Remarks



6:00 pm Introductions – Vincent deLuise, Moderator

WELCOME SPONSORED BY 



6:15 pm


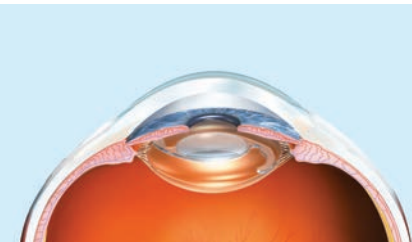
Managing Glaucoma with Novel Netarsudil
by Richard A. Lewis MD



6:30 pm

Myths in Glaucoma: My Own Perspective & A Unique Case
by James C. Tsai, M.D. & Levon Djenderedjian, M.D.

Objectives: 1. Understand common myths in glaucoma care 2. Identify strategies to enhance diagnosis and treatment in glaucoma patients



7:00 pm

IOL Exchange Tips and Tricks
by Gregory Ogawa, M.D. & Samuel Masket, M.D.

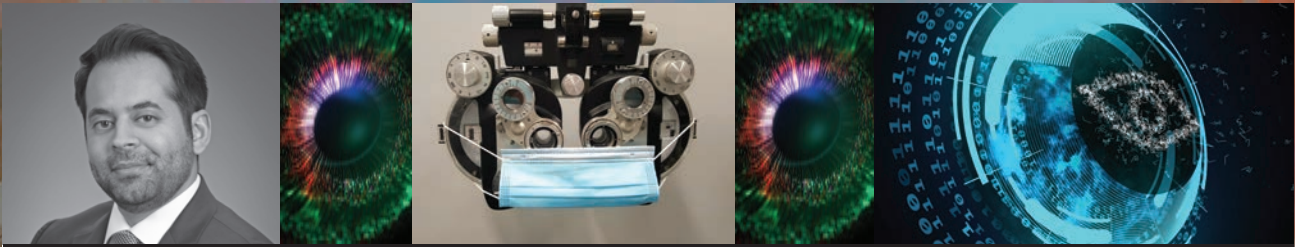
Objectives: Upon completion of this course the participants should be able to: 1. List the most common causes for intraocular lens dislocation 2. Relate the principle modalities of intraocular lens fixation 3. Identify the importance of vitreous removal during Intraocular lens exchange and reposition

7:40 PM

DINNER BREAK SPONSORED BY



Clinical benefits and safety of DEXTENZA®
Facility experience and DEXTENZA360™ services by I. Paul Singh, M.D.



8:30 pm Neurotrophic Keropathy: Diagnosis and Management in 2021
by Masih U. Ahmed, M.D.

Objectives: 1. Understanding pathophysiology and etiology of neurotrophic keratitis 2. Evaluation of the treatment modalities currently available 3. Update on the latest developments

Dessert & Chocolate Sponsored by Alcon A Novartis Division



8:50 pm Vivity Vibe Exchange
by Jeffrey Horn, M.D.

9:35 pm Door Prizes



Sponsors

The Connecticut Society of Eye Physicians designates this educational activity for a maximum of 7.0 AMA PRA Category I Credit(s)[™]. Physicians should only claim credit commensurate with the extent of their participation in the activity. The Connecticut Society of Eye Physicians is accredited by the Connecticut State Medical Society to sponsor continuing medical education for physicians. For questions contact Debbie Osborn at: debbieosborn36@yahoo.com


SATURDAY, JUNE 12, 2021

MODERATOR ED LIM, MD



8:00 am Treatment of Advanced Keratoconus - What you didn't know: CAIRS, CACXL, DALK
by Dr. Soosan Jacob, MS, DNB, FRCS (Glasg), MNAMS, FERC

Objectives: 1. Treating advanced keratoconus with minimally invasive surgery 2. Learning about Corneal Allogenic Intrastromal Ring Segments (CAIRS) - a form of allogenic ring implants implanted at mid-stromal cornea into channels or under flaps 3. Learning about Contact Lens Assisted CXL for cross-linking thin corneas 4. DALK - techniques and complications - a quick overview



Jonathan Trobe, M.D. Neuro Ophthalmology Robert Lesser, M. D.

8:40 am Third, Fourth and Sixth Nerve Palsies: A Taste of Each Flavor - *Herbst Lecture*
– Jonathan Trobe, M.D.

Objectives: 1. To bring listeners up to date on the causes and management of ocular motor palsies 2. To alert listeners to the manifestations of perceptual disorders and their diagnosis.

9:10 am Seeing But Not Recognizing – Jonathan Trobe, M.D.

Objective: 1. To suggest how ophthalmologists can improve patient care by honing their interactions with other medical specialists.

9:40 am Non-organic Visual Loss – Robert Lesser, M.D.

Objectives: 1. To understand how to test for non-organic disease 2. To review terminology 3. To learn how to counsel patients with non-organic disease



10:05 am Tackling Iris Repair
by Gregory Ogawa, M.D.

Objectives: Upon completion of this course the participants should be able to: 1. Select the locations of iris sphincter dysfunction based on iris examination 2. Identify common knots for intraocular suture tying 3. Relate methods for repair of congenital iris coloboma repair.

10:35 - 10:40 am Sponsor Break -  **HORIZON**



10:45 am

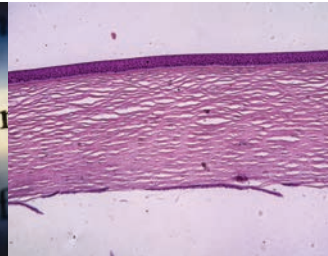
**How Artificial Intelligence is used for IOL Power Selection
The Toric IOL: What You Need to Know**

by Warren Hill, M.D.

11:15 am

Objective: Using this approach for the toric IOL, the attendee should be able to anticipate a residual refractive astigmatism of ≤ 0.50 D for 90% of cases.

Objective: Understand the difference between IOL power selection methods using Gaussian mathematics and artificial intelligence.



11:45 am

Making Complex Cornea Ridiculously Simple
by Deepinder K. Dhaliwal M.D., L.Ac

Objectives: 1. Differentiate between corneal dendrites secondary to HSV, VZV, and ACA 2. Simplify history and exam of "dry eye" patients and determine etiology 3. Understand approach to infectious keratitis in contact lens wearers

LUNCH BREAK SPONSORED BY REGENERON



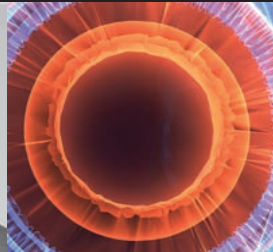
12:15 pm

Proven Outcomes in the Treatment of Diabetic Macular Edema & Diabetic Retinopathy
by Elias Reichel, M.D.



1:00 pm

The Oxervate Experience **by Christopher J. Rapuano**
Objective: Explore the Breakthrough Therapy for Neurotrophic Keratitis



1:15pm

Uveitis Management in 2021
by Sunil Srivastava, M.D.

Objective: To review the challenges of caring for uveitis patients and how the pandemic modified our care for these patients

2:15 pm Door Prizes and Certificates

Speaker Bios

Masih Ahmed, M.D.

Dr. Ahmed is an assistant professor of ophthalmology at the Cullen Eye Institute, Baylor College of Medicine. His clinical interests include complex and refractive cataract surgery. He also specializes in the treatment of corneal diseases such as dry eye, keratoconus, corneal infections and corneal transplantation. He is a dedicated clinician educator who enjoys working with residents and fellows.

Dr. Ahmed is a native of West Virginia, having obtained his medical degree from West Virginia University. He completed his residency in Ophthalmology at West Virginia University, where he served as chief resident. He followed this with a fellowship in Cornea, External Disease and Refractive Surgery at the Cullen Eye Institute at Baylor College of Medicine (BCM) in Houston.

Deepinder K. Dhaliwal M.D., L.Ac

Deepinder K. Dhaliwal, MD, L.Ac, is a professor of ophthalmology at the University of Pittsburgh School of Medicine, director of Refractive Surgery and the director of the Cornea Service at the UPMC Eye Center. Dr. Dhaliwal also serves as the director of the UPMC Laser Vision Center, the associate medical director of the Campbell Ophthalmic Microbiology Laboratory and has recently been appointed as the co-director of the Corneal Stem Cell Task Force at the University of Pittsburgh. She also serves as Vice Chair for Communication and Wellness in the department of ophthalmology.

Dr. Dhaliwal earned her medical degree from Northwestern University, and completed her residency in ophthalmology at the University of Pittsburgh Medical Center. She completed a fellowship in cornea and refractive surgery at the University of Utah. She became a licensed acupuncturist in 2006 and founded the Center for Integrative Eye Care at the University of Pittsburgh to systematically research alternative treatments for eye disease.

Dr. Dhaliwal holds leadership positions in the Cornea Society, the International Society of Refractive Surgery of the American Academy of Ophthalmology, and the Eye and Contact Lens Association/CLAO. Dr. Dhaliwal is a recognized expert in her field and teaches corneal and refractive surgical techniques to other ophthalmologists globally. In addition to teaching and research activities, she has authored several book chapters, numerous journal articles, and serves on the editorial board of several ophthalmology journals. In recognition of her clinical and surgical skills, she has been selected as a "Top Doctor" by her peers every year since 2006.

Levon Djenderedjian, M.D. is currently a glaucoma fellow at New York Eye and Ear Infirmary of Mount Sinai. He attended Medical School at the University of Tennessee Health and Science Center and completed an ophthalmology residency at SUNY Downstate Medical Center in Brooklyn.

Warren Hill, M.D.

Warren Hill has been in private practice in Mesa, Arizona for 35 years. He is best known for his work helping physicians obtain the best possible accuracy for IOL power selection. His many web sites are some of the most popular IOL power calculation resources in ophthalmology, with a combined total of 1.4 million visits each year.

Dr. Hill has published extensively, is an Adjunct Professor of Ophthalmology at Case Western Reserve University. He has delivered 32 named lectureships and presented 880 clinical papers in 46 countries. He has performed live surgery at ophthalmology meetings in North America, South America and Europe and is a member of the International Intra-Ocular Implant Club limited to 250 master surgeons worldwide. In 2014 Dr. Hill gave the American Society of Cataract and Refractive Surgery Innovator's Lecture and in 2015 he gave the American Academy of Ophthalmology's Charles Kelman Lecture. In 2016 he received the Rayner Medal in Ophthalmology of the United Kingdom & Ireland Society of Cataract and Refractive Surgeons. In 2017 he received the Presidential Recognition Award of the International Society of Refractive Surgery.

Aside from the practice of ophthalmology, Dr. Hill's other passion is flying military airplanes in air shows as a member of a close formation demonstration team for which is licensed as a multi-engine commercial pilot.

Jeffrey D. Horn, M.D.

Dr. Jeffrey D. Horn is certified by the American Board of Ophthalmology. Dr. Horn earned his undergraduate and medical degree from The State University of New York at Stony Brook, graduating Summa Cum Laude. He further honed his skills by completing his residency at Northwestern University and fellowship at UC San Diego. His continued commitment to education led him to Nashville, Tennessee where he served as an Assistant Professor in the Department of Ophthalmology and Visual Sciences at Vanderbilt University Medical Center.

In 2005 Dr. Horn founded Vision for Life because of his deep interest in medicine and caring for people. This combination has elevated Dr. Horn to be among the nation's premiere ophthalmologists. Dr. Horn specializes in advanced cataract care and eye surgery, LASIK, vision correction and treatment for a variety of eye conditions. Dr. Horn is renowned for his achievements and educational leadership. He has been selected as one of the top 300 leading innovators in the field of refractive cataract surgery, as well as peer nominated in 2018 amongst the "Best Eye Surgeons in America" amongst many other awards and accreditations.

Dr. Horn has grown Vision for Life into one of the largest ophthalmology practices in the region. Through this growth, Dr. Horn and staff have maintained their "patient first" mentality. Vision for Life uses state of the art technology to match each patient's individual need.

"The patient experience is the single most important focus of Vision for Life. I want my patients to feel like they are at home and not like a number. It's all about putting patients at ease with warmth, compassion and following through with great results".

Soosan Jacob, MS, DNB, FRCS (Glasg), MNAMS, FERC

Dr. Jacob is Director and Chief of Dr. Agarwal's Refractive and Cornea Foundation (DARCF) and Orbit & Oculoplasty in Dr. Agarwal's Eye Hospital, Chennai, India. She is a gold medalist in Ophthalmology and has won many (40) international awards for her innovative techniques and video films at prestigious international conferences. In addition she is a two-time recipient of the prestigious Golden Apple award for Most Outstanding Case in Complications and Challenging Cases Symposium in Cataract Surgery at the American Society of Cataract and Refractive Surgery (2008-2010). Dr. Jacob was the first to bring out the concept of Anterior segment transplantation which was featured in all major newspapers and on India Today as one of the Top 10 Medical Breakthroughs in 2009. She is now working on Allogenic Presbyopic implants as a new technique for decreasing spectacle independence for presbyopes.

Dr. Jacob has authored numerous peer reviewed publications (76) as well as more than 188 chapters in 29 textbooks by international and national publishers and is also the editor for 15 textbooks in Ophthalmology.

Robert Lesser, M.D.

Dr. Lesser obtained his medical degree from Weill Cornell University Medical College and his Bachelor of Science degree from Queens College, City University of New York. He completed his ophthalmology residency at Yale University in the Department of Ophthalmology and Visual Science and did additional training in Neuro-Ophthalmology at the Bascom Palmer Eye Institute. He is a Clinical Professor of Ophthalmology and Visual Science and Neurology at Yale and Clinical Professor of Neurology and Neurosurgery at the University of Connecticut School of Medicine.

Dr. Lesser was on the editorial board of the Journal of Neuro-Ophthalmology and is the former Chief of Neuro-Ophthalmology at Yale. He is a recipient of the American Academy of Ophthalmology Honor and Senior Honor Awards. He has received the Excellence in Clinical Teaching Award from the Department of Ophthalmology and Visual Science at Yale on four separate occasions. He is a fellow of the North American Neuro-Ophthalmology Society, the American Academy of Ophthalmology and former president of Yale Alumni in Ophthalmology.

Richard A. Lewis, M.D.

Dr. Lewis is the former director of glaucoma at the University of California, Davis. He is actively involved in clinical research in national and international trials for glaucoma therapy as well as the Journal of Glaucoma, Video Journal of Ophthalmology, and Ocular Surgery News. He is the co-founder of Sacramento's Capital City Surgery Center and Sacramento Eye Consultants.

Dr. Lewis received his doctorate in medicine from Northwestern University Medical School in Chicago. He completed his residency at the Department of Ophthalmology, University of California, Davis, and a Glaucoma fellowship at the University of Iowa. He is a Diplomat of the American Board of Ophthalmology and the National Board of Medical Examiners. Dr. Lewis is past President of the American Glaucoma Society and past President of the American Society of Cataract and Refractive Surgeons.

Dr. Lewis published numerous articles in glaucoma, ophthalmic surgery, and ophthalmic pharmacology in The Archives of Ophthalmology, Ophthalmology, and The American Journal of Ophthalmology. He is a co-author of the book, Curbsides in Glaucoma. Dr. Lewis teaches and lectures extensively on glaucoma and cataract surgery and is the recipient of the American Academy of Ophthalmology Honor and Senior Honor Awards for his contributions in teaching and leadership and for initiating the AAO Subspecialty Day meeting.

Samuel Masket, M.D.

Dr. Masket is Clinical Professor of Ophthalmology, Geffen School of Medicine, UCLA and founding partner of Advanced Vision Care in Los Angeles. He has served on the Board of Trustees of the American Academy of Ophthalmology and is past president of the American Society of Cataract and Refractive Surgery. He has served as an Associate Examiner for the American Board of Ophthalmology. Dr. Masket has published well in excess of 100 peer reviewed articles and 2 textbooks, he serves on the Editorial Board of several medical journals, and is the Consultation Section editor emeritus of the Journal of Cataract and Refractive Surgery. He has been an invited guest surgeon and given numerous named lectures globally. He presented the 1998 Binkhorst Medal Lecture and the 2013 Kelman Memorial Lecture at annual meetings of the AAO, and more recently, lectures named for close colleagues, Dick Lindstrom and the late Alan Crandall.

Currently Dr. Masket is Chair of AAO Senior Ophthalmologist Committee. His clinical and research interests relate to complex cataract and lens-based surgery. He holds US and European patents for IOL design related to Pseudophakic Dysphotopsia.

In 2013, Dr. Masket embarked on a new venture, establishing the Samuel and Barbara Masket Foundation. Its missions are to provide anterior segment eye surgical care for the underserved, to train fellows, and support clinical research. Patient care was initiated in 2015.

Gregory Ogawa, M.D.

Dr. Ogawa specializes in complex anterior segment, cornea and cataract surgery at Eye Associates of New Mexico. The group has over 50 eye doctors and 13 clinic locations. He is the Medical Administrative Officer at EANM, an Associate Clinical Professor at the University of New Mexico, and a Medical Director of the New Mexico Lions Eye Bank. Dr. Ogawa completed his undergraduate studies at Carleton College in Minnesota; Medical School at the University of Rochester, in Rochester, NY; Residency at the Medical College of Wisconsin, in Milwaukee; and Cornea fellowship at the Wilmer Eye Institute, in Baltimore. He teaches nationally as a visiting professor and at major ophthalmologic meetings as well as locally at the University of New Mexico. He serves on the ASCRS Challenging and Complicated Cataract Surgery Subcommittee. His other academic activities include presentations at meetings, developing surgical techniques and instruments, authoring peer reviewed publications and book chapters.

Christopher J. Rapuano, MD

Dr. Rapuano was born and raised in New Jersey. He went to college at Brown University, medical school at Columbia University College of Physicians & Surgeons, did an internship in internal medicine at Mount Auburn Hospital and completed his residency in ophthalmology at Wills Eye Hospital. He then did a corneal fellowship with Dr. Jay Krachmer at the University of Iowa.

Dr. Rapuano joined the Cornea Service at Wills Eye Hospital in 1991. He was in private practice based at Wills Eye for many years but joined the full time Wills Eye Hospital academic staff in 2018. He became a Professor of Ophthalmology at the Sydney Albert Medical College at Thomas Jefferson University in 2001 and the Chief of the Wills Eye Cornea Service in 2009. He has been on the Medical Advisory Board of the Lions Eye Bank of Delaware Valley since 1992. Dr. Rapuano is a nationally and internationally recognized expert in corneal diseases. He has published several books, numerous book chapters and over 250 articles in the peer-reviewed literature on corneal diseases, refractive surgery and excimer laser PTK surgery. During his ophthalmology residency, Dr. Rapuano co-authored a best-selling textbook in ophthalmology, The Wills Eye Manual, which is currently in its 7th edition. He is also the series editor for the Wills Eye Color Atlas Series, which is in its 3rd edition. He is a member of the American Ophthalmological Society; his thesis involved outcomes of excimer laser PTK in patients with corneal stromal dystrophies.

Dr. Rapuano has served on many committees of the American Academy of Ophthalmology, including chairing the Cornea Preferred Practice Patterns Committee. He is currently the AAO's Senior Secretary for Clinical Education and serves on the Board of Trustees of the AAO. He received the Achievement Award, Senior Achievement Award, Life Achievement Honor Award and Secretariat Award (four times) from the AAO. He is on the editorial boards of several peer-reviewed ophthalmology journals including Cornea, AJO Case Reports, Eye and Contact Lens and was the Editor-in-Chief of the Yearbook of Ophthalmology for over a decade. He was the Scientific Program Chair (2003-2007) and president of the Cornea Society (2014-2015). He held a series of leadership positions at the Wills Eye Hospital Alumni Society (2009-2018).

He has 4 children and lives with his wife in the Philadelphia suburbs. He is dual citizen of France and enjoys traveling, hiking, skiing and reading.

Elias Reichel, M.D.

Dr. Elias Reichel is the Director of Vitreoretinal Diseases and Surgery Service at Tufts University School of Medicine, as well as the Director of Medical Retina Fellowship. Dr. Reichel's areas of expertise include both medical and surgical retinal disorders. His surgical interests include surgery for macular disorders, retinal detachment, and trauma of the posterior segment. Dr. Reichel has a special research interest in macular degeneration, hereditary retinal degenerations, and diabetic retinopathy. He is the principal investigator for several clinical trials evaluating experimental treatments for retinal disorders. Dr. Reichel has developed lenses for visualizing laser treatments, vitrectomy lens systems and a topical anesthetic for ocular procedures. His fellowships include: Vitreoretinal Diseases and Surgery, New England Eye Center. Electrophysiology and Molecular Genetics, Massachusetts Eye and Ear Infirmary. Genetics, Children's Hospital, Boston. Professional Honors and Awards include: 2009 – Senior Honor Award, American Academy of Ophthalmology. 2009 – Best Doctors in America. In addition to Dr. Reichel's active clinical and research work at New England Eye Center, he has several entrepreneurial endeavors: Developer of Transpupillary Thermotherapy for Choroidal Neovascularization. Developer of 3.5% lidocaine gel for ocular anesthesia – FDA approved 2008.

Founder of Hemera Biosciences – developing a gene therapy for dry age-related macular degeneration entering phase 1 March, 2017. Dr. Reichel also serves on the Editorial Board of Retina Today, and is an Editor of Clinical Therapeutics.

I. Paul Singh, M.D.

Dr. I. Paul Singh, a Wisconsin native, is the President of The Eye Centers of Racine & Kenosha, Ltd., founded in 1981 by his father, Dr. Kanwar A. Singh. He was a chief resident and completed his residency at Cook County Hospital - Division of Ophthalmology, and his internship at Michael Reese Hospital - Department of Medicine, both in Chicago, Illinois. He graduated from Finch University of Health Sciences/The Chicago Medical School in 1999. His undergraduate education was completed at Washington University in St. Louis, with a B.A. in Biology and Psychology. He completed his fellowship in Glaucoma at Duke University before returning back to his hometown where he has been in private practice since 2004.

Throughout his ophthalmology career, Dr. Singh has been involved with clinical research programs and has published papers in several ophthalmology journals. He has also presented his research at various national meetings and universities around the world. He maintains a full time research facility and currently is involved in industry sponsored and independent research programs in the areas of glaucoma, cataract, ocular surface disease, and retina.

He has a strong passion for new technology. He was the first surgeon in Wisconsin to perform many of the minimally invasive glaucoma surgeries (MIGS), such as the iStent, Supra, Hydrus, and goniotomy using the Kahook Dual Blade. He is the first to use newer in-office YAG lasers to remove visually significant floaters (YAG Vireolysis) and has helped to develop the protocol for this procedure. Recently, he was instrumental in bringing laser assisted cataract surgery to the area.

He is a speaker, consultant, and research advisor for a number of leading ophthalmic companies. Through research, Dr. Paul has been instrumental in helping to bring a number of novel treatment options to market.

Although Dr. Paul is an ophthalmologist by profession, he is also a musician at heart. He is a founding member of the band, Funkadesi, which mixes Indo-Afro-Caribbean styles of music. The focus of the band is to bridge cultures and educate others on tolerance and understanding through music. The band tours the world spreading the message “one family, many children.”

Sunil Srivastava, M.D.

Dr. Srivastava did his Fellowship at Duke University Medical Center Vitreo-retinal Surgery Durham, NC USA and in 2005 completed another fellowship at the National Institutes of Health Uveitis/Medical Retina Bethesda, MD USA. His ophthalmology residency was done at - Emory University Hospitals and School of Medicine Ophthalmology Atlanta, GA USA. Dr. Srivastava completed his Internship at Saint Vincent's Hospital and Medical Center Internal Medicine, New York, NY USA and attended Medical School at the State University of New York at Buffalo School of Medicine, Buffalo, NY USA, graduating in 1999. He completed his undergraduate training at Cornell University Ithaca, NY USA in 1994. Dr. Srivastava is currently a staff physician at the Cole Eye Institute Cleveland Clinic, in Cleveland, OH.

Jonathan D. Trobe, M.D.

Professor of Ophthalmology and Neurology University of Michigan

I was born in Pittsburgh, Pennsylvania (USA) in 1943. At age 4, I moved with my family to Europe, where my father directed services to Holocaust survivors. I attended international schools in Vienna, Geneva, Rome, and Paris, graduating from high school in 1960. In that year, I returned to the USA to attend Harvard College and Harvard Medical School, where I graduated in 1968. After a 1-year internship in internal medicine at Rush Presbyterian Medical School in Chicago, I began a 3-year residency in ophthalmology at the Wills Eye Institute in Philadelphia, where I served as chief resident in my final year.

From 1972 to 1974, I served as a major in the United States Air Force at Andrews Air Force Base, Washington, DC. With a plan to become a corneal surgeon, I entered a fellowship in corneal disease at the University of Florida. After serving on the faculty there for two years, I decided instead to become a neuroophthalmologist, doing a fellowship in that field at the University of Miami. In 1977, I returned to the University of Florida to direct the neuro-ophthalmology service. In 1983, I gave up my faculty position to complete a residency in neurology at the University of Miami.

After completing the neurology residency in 1986, I accepted a faculty position with joint appointments in ophthalmology and neurology at the University of Michigan, where I have been for 30 years. I am board-certified in ophthalmology and neurology. I have first-authored or co-authored over 150 peer-reviewed journal articles, first-authored or co-authored eight books, including *The Physician's Guide to Eye Care* (American Academy of Ophthalmology), *The Field Guide to the Eyes* (Lippincott); *The Neurology of Vision* (Oxford), *Clinical Decisions in Neuro-Ophthalmology* (Mosby), and *Rapid Diagnosis in Neuro-Ophthalmology* (Elsevier). I am the author of an online and mobile app program called *The Eyes Have It*. I am associate editor for ophthalmology of the online general medical resource called *Up To Date* and associate editor for neuro-ophthalmology of the online neurology resource called *Medlink Neurology*.

I served as editor of *The Journal of Neuro-Ophthalmology*, the official journal of the North American Neuro-Ophthalmology Society, from 2001 to 2010.

James C. Tsai, MD, MBA, FACS

Dr. Tsai serves as President of New York Eye and Ear Infirmary of Mount Sinai (NYEE), the nation's first and longest operating specialty hospital, as well as System Chair of the Department of Ophthalmology at the Icahn School of Medicine at Mount Sinai (ISMMS) and Mount Sinai Health System. In addition, he is the inaugural Delafield-Rodgers Professor of Ophthalmology at ISMMS. Prior to joining Mount Sinai, Tsai served as the inaugural Robert R. Young Professor and Chair of the Department of Ophthalmology and Visual Science at Yale University School of Medicine and Chief of Ophthalmology at Yale-New Haven Hospital. Prior to his Yale faculty appointment, he directed the glaucoma division at the Edward S. Harkness Eye Institute, Columbia University College of Physicians and Surgeons. Author of more than 100 peer-reviewed scientific publications and over 80 additional articles, chapters, and textbooks, including the *Oxford American Handbook of Ophthalmology and Medical Management of Glaucoma* (4 editions), Tsai has served as editorial board member for 9 medical journals and manuscript reviewer for over 100 additional scientific journals.

FINANCIAL DISCLOSURES FOR CME PROGRAM

Speaker	Financial Interest Received
Masih U. Ahmed, M.D.	None
Vincent deLuise, M.D.	None
Deepinder K. Dhaliwal M.D., L.Ac	Trefoil, Haag Streit, Allergan, Ocular Therapeutix, Staar Surgical, Johnson & Johnson (trainer for lasers)- <i>Consultant</i> ; Glaukos, Kowa- <i>Research</i> ; Novartis- <i>Research & Consultant</i>
Levon Djenderedjian, M.D.	None
Warren Hill, M.D	Alcon Laboratories, Optos- <i>Cosultant & Speaker</i> ; Haag-Streit,Switzerland- <i>Consultant, Soeaker, Research & Licensing</i> ; Omega Ophthalmics- <i>Consultant & Stockholder</i> ; LensAR- <i>Consultant, Research & Speaker</i>
Soosan Jacob, MS	Patent Pending
Robert Lesser, M.D.	None
Edward Lim, MD	None
Samuel Masket M.D.	Alcon Laboratories- <i>Consultant</i> ; CAPSULase, Ocular Sciencer- <i>Consultant & R, Investor</i> Haag-Streit- <i>Consultant & P-Product</i> ; Mask-it Eye Patch- <i>Spouse/Partner</i> ; Morcher GmbH- <i>Product</i> ; PowerVision- <i>Investor</i>
Gregory Ogawa, M.D.	None
Sunil Srivastava, M.D.	Regeneron, Eyepoint, Bausch, Genentech, Novartis, RegenerXBio, Eyevensys, Allergan, Santen, Zeiss, Sanofi, jCyte- <i>Consultant</i> ; Regenerorn, Eyepoints, Novartis, Santen, jCyte, Allerrgan- <i>Research Grants</i>
James C. Tsai, M.D.	None
Jonathan D. Trobe, M.D.	None

To access the CME to receive your certificate go www.connecticutsocietyofeyephysicians.com

Connecticut Society of Eye Physicians (Eye M.D.s)

Home
About Us ▶
Members ▶
Meetings ▶
Advocacy ▶
Contact

click here for June 10 & 12 CME Evaluation Form

click here to contribute

click here to Join Today!
M.D. Makes the Difference

<http://www.connecticutsocietyofeyephysicians.com>